

To ensure correct use, please read these instructions carefully.

- All luminaires must be installed by a qualified electrician.
- Installation and replacement of damaged luminaires, cleaning and other service works must be carried out by a qualified personnel with power disconnected.
- Make sure the cables are connected to the corresponding connector terminals. For luminaires with emergency power module, use an additional connector between the battery and the converter.
- Any work related to LED Modules must be done in electrostatic gloves. None of their use may result in loss of warranty.
- The luminaire is powered by mains voltage 220 - 240V 50Hz

WARNING:

The selection of the right assembly elements (eg mounting dowels) suitable for the mounting surface belongs to the installer.

For safety reasons, it is necessary to read these instructions before starting the assembly. The instructions should be kept for future purposes. The fitting being the subject of these instructions must be used according to its original purpose. Fittings can be installed only by persons who are trained and duly authorized to do so.

1. The Producer has the exclusive right to introduce modifications to the product.
2. The Producer shall not be held liable for the following:
 - damages which occur after the product has been modified by a user,
 - damages to the product resulting from installation not carried out in compliance with the instruction for assembly, installation by unauthorized persons or damages resulting from unsuitable storage,
 - the product getting dirty during assembly if the person carrying out the assembly does not wear disposable gloves.
3. While mounting luminaires stiffness and carrying capacity provided by ceiling manufacturers have to be taken into consideration. (Concentrated and Uniformly Distributed Load)

Notice: Ceiling-type fittings must not be covered with an insulating mat

Maintenance

During the exploitation period of lighting it is necessary to inspect the fittings in order to detect malfunctions and mechanical damages, as well as impurities, in particular those of elements in the optical system.

1. Before proceeding to the inspection of a fitting, the power supply must be turned off.
2. Elements of the fitting which get used up or damaged in the course of standard exploitation must immediately be replaced with new and defect-free elements.
3. The fitting and its elements (glass, painted surface) can be cleansed with biodegradable liquids using soft washcloth and after removing impurities they need to be dried (with a dryer or wiped with a dry washcloth). OPAL and MPR surfaces, rasters, reflectors should be blown over with compressed air. Lighting fixtures used to illuminate the premises and the surface.
4. Any work related to LED Modules must be done in electrostatic gloves. None of their use may result in loss of warranty.

The fittings do not pose any threats to the safety of humans or property, provided that they are properly installed, maintained and used in compliance with their original purpose.

The use of lighting fittings produced by Millia Light.

Lighting fittings produced by Millia Light are aimed for use in standard conditions, with the exception of special-purpose fittings. Standard conditions are featured by ambient temperature of +5°C ÷ +35°C pressure of 960-1020 hPa, and humidity of 10 - 75%. Such conditions prevail on the European territory.

The fittings should not be used, if the environmental conditions could harm the structure of a fitting, top coats or electronic component parts placed inside the fitting, causing malfunction of the fitting. The risk factors include i.a. high temperature, excessive humidity, dustiness, the presence of chemically significant substances in the atmosphere (chlorine, salt, acids, alkali), vibrations, shock, exposure to shock, UV radiation, electromagnetic fields. The fittings must be used according to their original purpose. They must be installed according to the installation instructions, solely by persons authorized to do so.

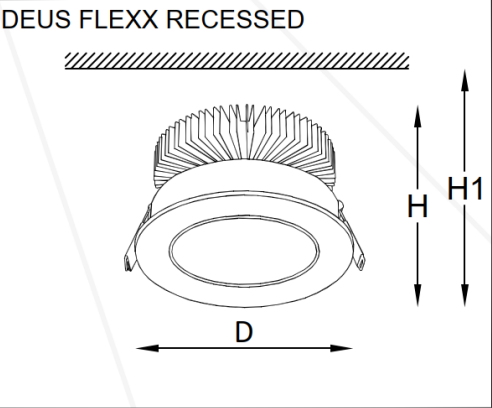
Notice:

In OPAL, MPR, Asym, Louvre luminaires it is not allowed to install the luminaire with the shutter by pressing the shutter!

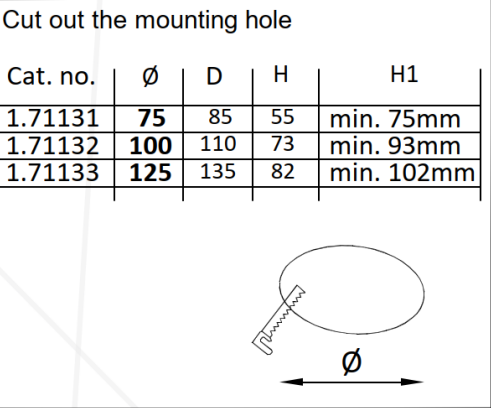
Source of light

The light source used in this luminaire should be replaced only by the manufacturer or his service representative or a similarly qualified person.

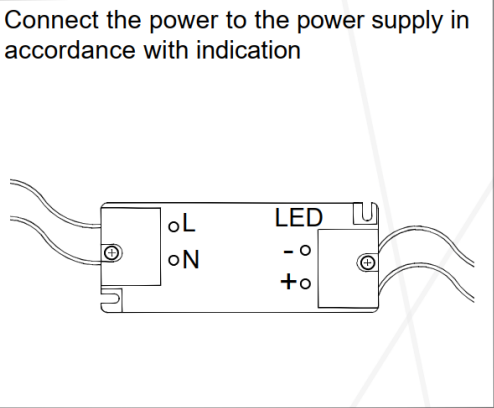
1



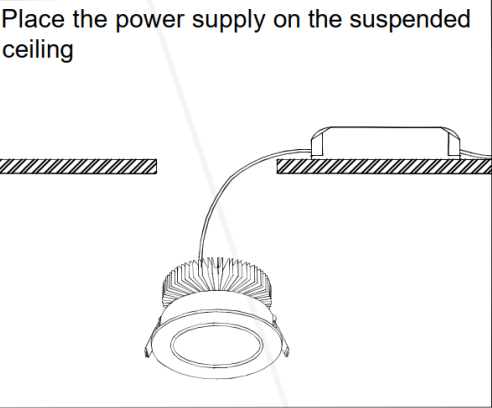
2



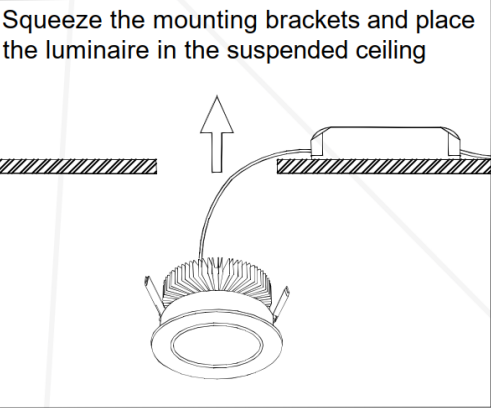
3



4



5



6

